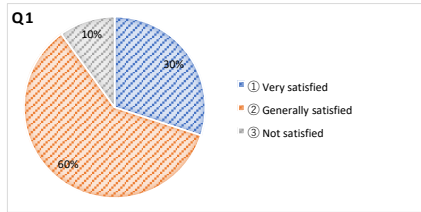


Reports of "Kisarazu City Survey for Foreign Residents"

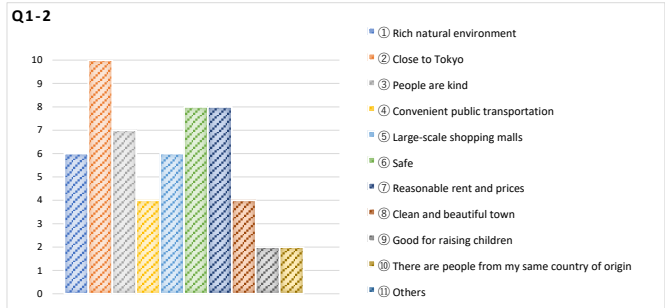
2024.11.18~2025.1.17

Number of answers: 40 (Easy Japanese: 19, English: 21)

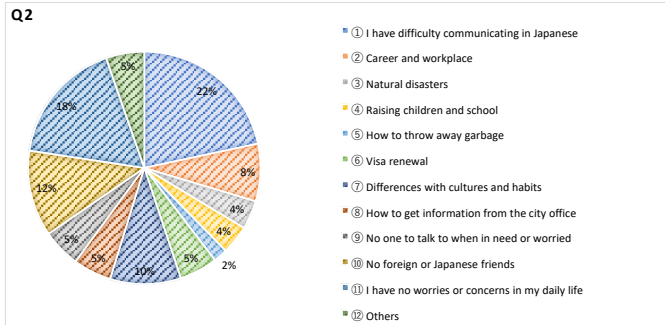
Q1	Are you satisfied with your daily life in Kisarazu City?		
	Options	Answers	Percentage
①	Very satisfied	12	30%
②	Generally satisfied	24	60%
③	Not satisfied	4	10%



Q1-2	For those who have chosen "1) Very satisfied" in Q1, please state the reason. (Select all that apply)		
	Options	Answers	Percentage
①	Rich natural environment	6	11%
②	Close to Tokyo	10	18%
③	People are kind	7	12%
④	Convenient public transportation	4	7%
⑤	Large-scale shopping malls	6	11%
⑥	Safe	8	14%
⑦	Reasonable rent and prices	8	14%
⑧	Clean and beautiful town	4	7%
⑨	Good for raising children	2	3%
⑩	There are people from my same country of origin	2	3%
⑪	Others	0	0%

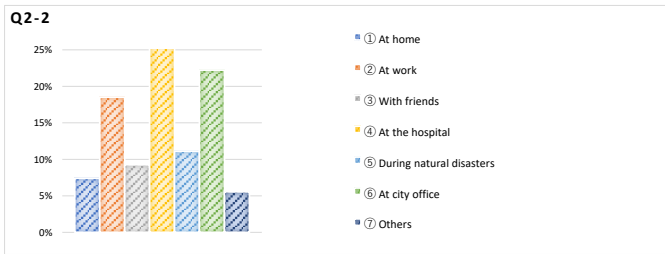


Q2	Do you have worries or concerns in your daily life? (Select up to 3 options)		
	Options	Answers	Percentage
①	I have difficulty communicating in Japanese	16	22%
②	Career and workplace	6	8%
③	Natural disasters	3	4%
④	Raising children and school	3	4%
⑤	How to throw away garbage	1	2%
⑥	Visa renewal	4	5%
⑦	Differences with cultures and habits	7	10%
⑧	How to get information from the city office	4	5%
⑨	No one to talk to when in need or worried	4	5%
⑩	No foreign or Japanese friends	9	12%
⑪	I have no worries or concerns in my daily life	13	18%
⑫	Others	4	5%



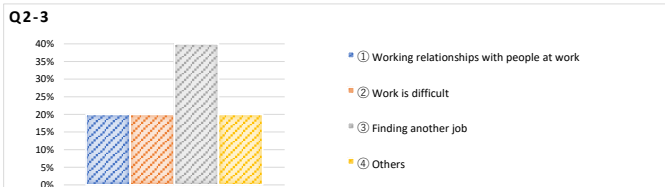
Others	・ It's unfair that the answers must be up to three.
--------	---

Q2-2	For those who have chosen (1) I have difficulty communicating in Japanese in Q2, during which occasion or circumstances do you have worries or concerns? (Select all that apply)		
	Options	Answers	Percentage
①	At home	4	7%
②	At work	10	19%
③	With friends	5	9%
④	At the hospital	14	26%
⑤	During natural disasters	6	11%
⑥	At city office	12	22%
⑦	Others	3	6%



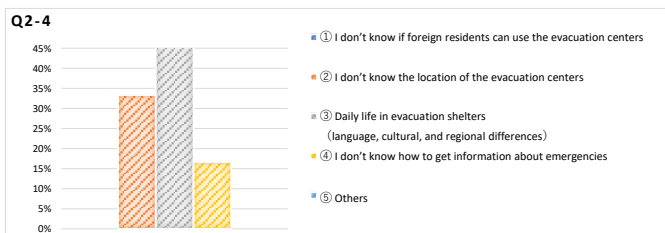
Others	・ At all the public offices
--------	-----------------------------

Q2-3	For those who have chosen (2) Career and workplace in Q2, what kind of worries or concerns do you have? (Select all that apply)		
	Options	Answers	Percentage
①	Working relationships with people at work	2	20%
②	Work is difficult	2	20%
③	Finding another job	4	40%
④	Others	2	20%

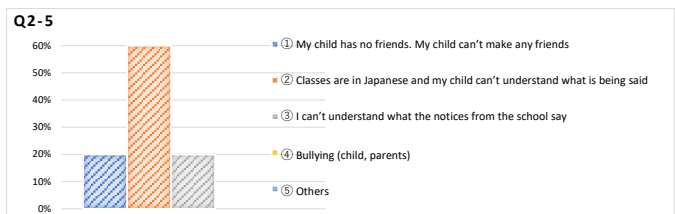


Others	・ Job stability ・ Job security
--------	-----------------------------------

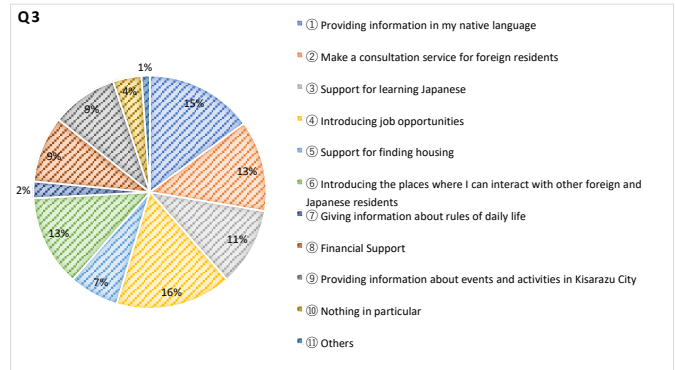
Q2-4	For those who have chosen "3) Natural disasters" in Q2, what kind of worries or concerns do you have? (Select all that apply)		
	Options	Answers	Percentage
①	I don't know if foreign residents can use the evacuation centers	0	0%
②	I don't know the location of the evacuation centers	2	33%
③	Daily life in evacuation shelters (language, cultural, and regional differences)	3	50%
④	I don't know how to get information about emergencies	1	17%
⑤	Others	0	0%



Q2-5	For those who have chosen (4) Raising children and school in Q2, what kind of worries or concerns do you have? (Select all that apply)		
	Options	Answers	Percentage
①	My child has no friends. My child can't make any friends	1	20%
②	Classes are in Japanese and my child can't understand what is being said	3	60%
③	I can't understand what the notices from the school say	1	20%
④	Bullying (child, parents)	0	0%
⑤	Others	0	0%

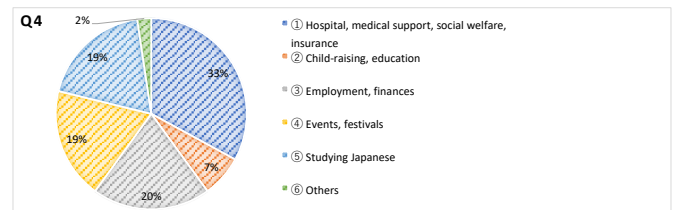


Q3	Do you have any requests for the City of Kisarazu? (Select up to 3 options)		
	Options	Answers	Percentage
①	Providing information in my native language	13	15%
②	Make a consultation service for foreign residents	11	13%
③	Support for learning Japanese	9	11%
④	Introducing job opportunities	14	16%
⑤	Support for finding housing	6	7%
⑥	Introducing the places where I can interact with other foreign and Japanese residents	11	13%
⑦	Giving information about rules of daily life	2	2%
⑧	Financial Support	8	9%
⑨	Providing information about events and activities in Kisarazu City	8	9%
⑩	Nothing in particular	3	4%
⑪	Others	1	1%



Others	・ All of 1~5、 6~9
--------	-------------------

Q4	What do you specifically want to know about your daily life? (Select up to 3 options)		
	Options	Answers	Percentage
①	Hospital, medical support, social welfare, insurance	28	33%
②	Child-raising, education	6	7%
③	Employment, finances	17	20%
④	Events, festivals	16	19%
⑤	Studying Japanese	16	19%
⑥	Others	2	2%

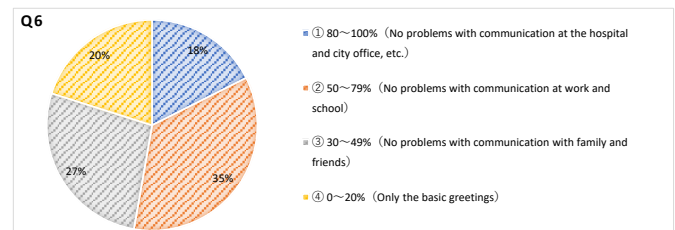


Others	・ All of the options ・ Using an Individual Number Card as an National Insurance Card
--------	---

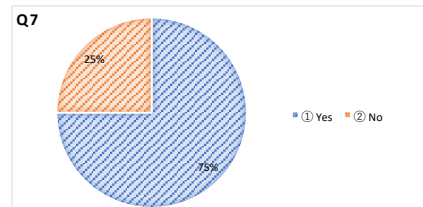
Q5	How do you get necessary information for your daily life?		
	Options	Answers	Percentage
①	TV, newspaper	8	9%
②	Socail media	23	26%
③	Official city website	13	15%
④	City newspaper(Koho Kisarazu)	4	5%
⑤	Family, friends, acquaintances	15	17%
⑥	People at work	25	28%
⑦	Others	0	0%



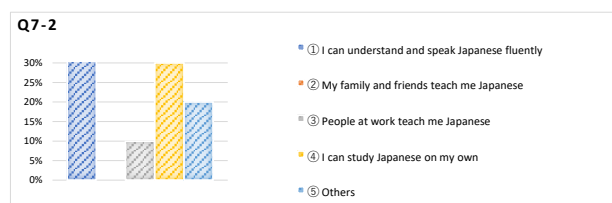
Q6	How well can you communicate in Japanese?		
	Options	Answers	Percentage
①	80~100% (No problems with communication at the hospital and city office, etc.)	7	18%
②	50~79% (No problems with communication at work and school)	14	35%
③	30~49% (No problems with communication with family and friends)	11	27%
④	0~20% (Only the basic greetings)	8	20%



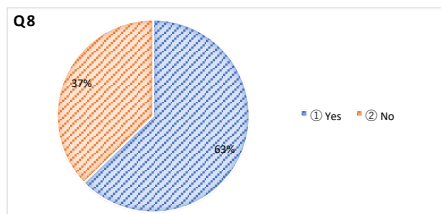
Q7	Do you want to enroll in a Japanese language school or attend Japanese language classes?		
	Options	Answers	Percentage
①	Yes	30	75%
②	No	10	25%




Q7-2	For those who have chosen (2) No in Q7, please state the reason. (Select all that apply)		
	Options	Answers	Percentage
①	I can understand and speak Japanese fluently	4	40%
②	My family and friends teach me Japanese	0	0%
③	People at work teach me Japanese	1	10%
④	I can study Japanese on my own	3	30%
⑤	Others	2	20%



Q8	Are you currently studying Japanese?		
	Options	Answers	Percentage
①	Yes	25	63%
②	No	15	37%

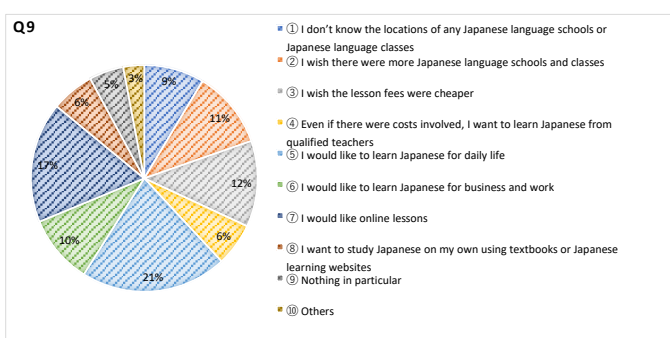


Q8-2	For those who have chosen (1) Yes in Q8, how are you studying Japanese? (Select all that apply)		
	Options	Answers	Percentage
①	Japanese language school, Japanese language classes	8	23%
②	Self-learning with textbooks or through websites	17	50%
③	My family or friends teach me Japanese	4	12%
④	People at work teach me Japanese	3	9%
⑤	Others	2	6%



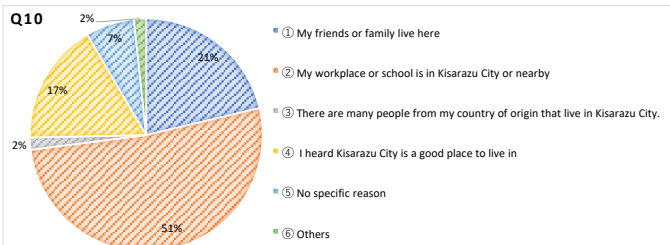
Others	・ I am taking the class of KIFA, but I don't have a car license, and I don't know how to take the bus. If my friends are absent, I can't go. I can't go there every week. I wish there were online classes.
---------------	---

Q9	Are there any problems or requests for studying Japanese?		
	Options	Answers	Percentage
①	I don't know the locations of any Japanese language schools or Japanese language classes	7	9%
②	I wish there were more Japanese language schools and classes	9	11%
③	I wish the lesson fees were cheaper	10	12%
④	Even if there were costs involved, I want to learn Japanese from qualified teachers	5	6%
⑤	I would like to learn Japanese for daily life	17	21%
⑥	I would like to learn Japanese for business and work	8	10%
⑦	I would like online lessons	14	17%
⑧	I want to study Japanese on my own using textbooks or Japanese learning websites	5	6%
⑨	Nothing in particular	4	5%
⑩	Others	2	3%



Others	・ It's unfair that the answers must be up to three. There is no way someone who doesn't understand Japanese would complete such a long survey. It's not just a matter of writing in hiragana. Even people who can read hiragana take a lot of time to read one sentence. I can only think that this survey was made by people who don't know the current situation. My answers are 1-8.
---------------	---

Q10	Please state the reason for living in Kisarazu City. (Select up to 3 options)		
	Options	Answers	Percentage
①	My friends or family live here	13	21%
②	My workplace or school is in Kisarazu City or nearby	31	51%
③	There are many people from my country of origin that live in Kisarazu City.	1	2%
④	I heard Kisarazu City is a good place to live in	10	17%
⑤	No specific reason	4	7%
⑥	Others	1	2%

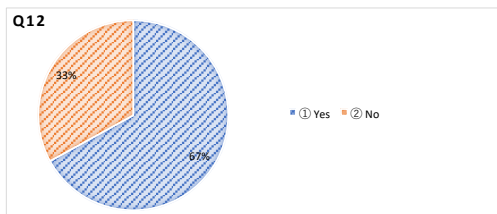


Others	・ Close to Tokyo, Reasonable rent and prices
---------------	--

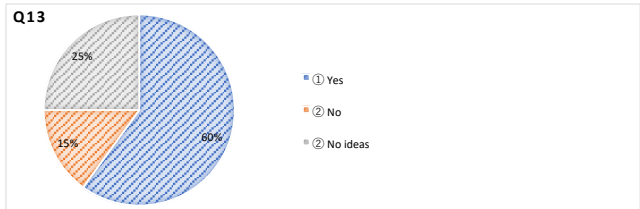
Q11	Do you have any opinions or requests for the city office other than Q1~Q10?		
	Options	Answers	Percentage
①	Yes	6	15%
②	No	34	85%

Yes	・ Due to the inflation, market prices have increased. Wages are low and not enough to cover expenses. I would like to receive more benefits for an increase in food prices. ・ Although the large number of foreign residents in the city, I feel that support is not enough. Despite the fact that the city hall has the opportunity to know how difficult the current situation is, such as when children undergo city health check-ups or enter kindergarten or primary school, there is no further support. As a citizen of Kisarazu, I feel indignant.
------------	---

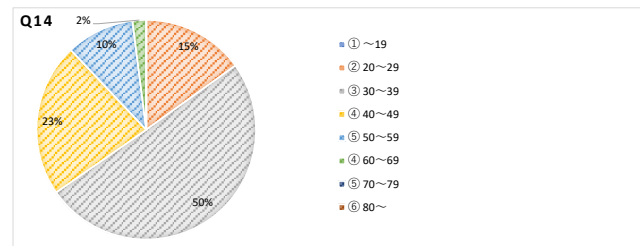
Q12	Have you heard of the Kisarazu International Friendship Association (KIFA)?		
	Options	Answers	Percentage
①	Yes	27	67%
②	No	13	33%



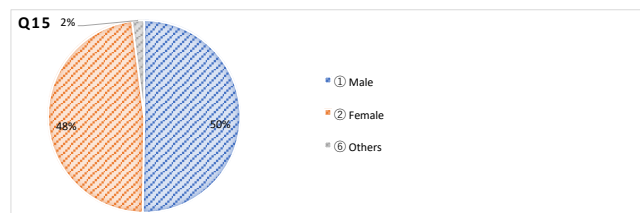
Q13	Do you want to participate in KIFA events and activities?		
	Options	Answers	Percentage
①	Yes	24	60%
②	No	6	15%
③	No ideas	10	25%



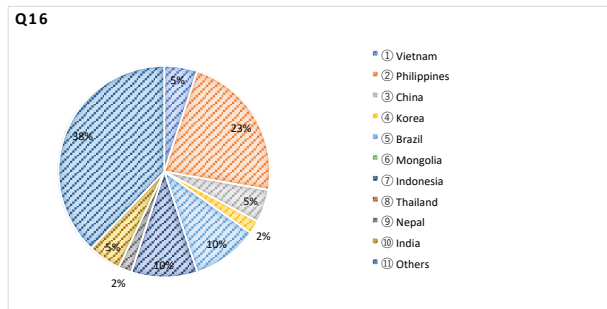
Q14	Please state your age group.		
	Options	Answers	Percentage
①	~19	0	0%
②	20~29	6	15%
③	30~39	20	50%
④	40~49	9	23%
⑤	50~59	4	10%
⑥	60~69	1	2%
⑦	70~79	0	0%
⑧	80~	0	0%



Q15	Please state your gender.		
	Options	Answers	Percentage
①	Male	20	50%
②	Female	19	48%
③	Others	1	2%

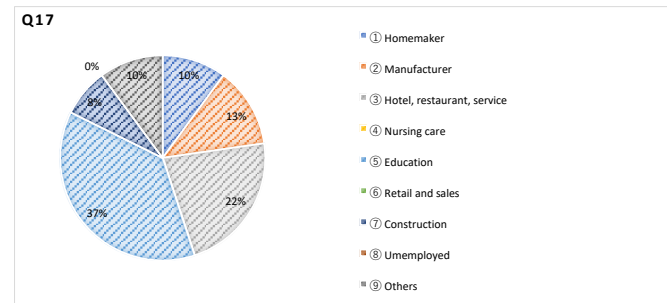


Q16	Please state your nationality.		
	Options	Answers	Percentage
①	Vietnam	2	5%
②	Philippines	9	23%
③	China	2	5%
④	Korea	1	2%
⑤	Brazil	4	10%
⑥	Mongolia	0	0%
⑦	Indonesia	4	10%
⑧	Thailand	0	0%
⑨	Nepal	1	2%
⑩	India	2	5%
⑪	Others	15	38%



Others	• Sri Lanka, Myanmar, Cameroon, Taiwan, Pakistan
--------	--

Q17	Please state your occupation.		
	Options	Answers	Percentage
①	Homemaker	4	10%
②	Manufacturer	5	13%
③	Hotel, restaurant, service	9	22%
④	Nursing care	0	0%
⑤	Education	15	37%
⑥	Retail and sales	0	0%
⑦	Construction	3	8%
⑧	Unemployed	0	0%
⑨	Others	4	10%



Others	• Used car company, Trabalho em fábrica de eletrônicos, clerical job, IT
--------	--

